



Introduction

Part 1

This Relocation Report is designed to provide information about the economic and social structures of the selected communities. This report will compare the social and economic conditions of two communities, each containing 1 or more zip codes. Information used in this report has been broken down to the zip code level. If more than one zip code has been selected for a community, the information displayed will be an average of all the information from the zip codes that make up that "community."

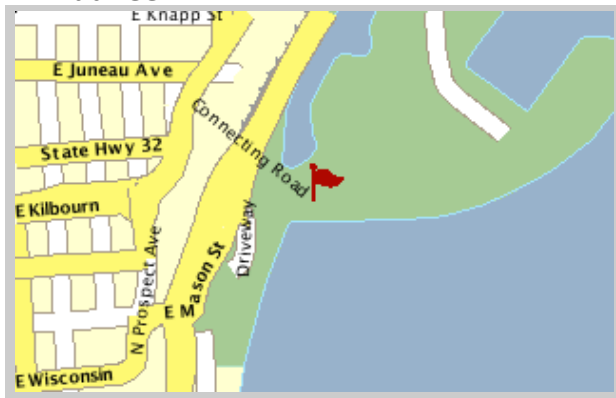
The information found in this report has been compiled and collected from the US Census and other data collection agencies.

The maps below show the center of the communities that are represented in this report.

Milwaukee
53202, 53203, 53204, 53205, 53206, 53207, 53208, 53209, 53210, 53211, 53212, 53213, 53214, 53215, 53216, 53217, 53218, 53219, 53220, 53221, 53222, 53223, 53224, 53225, 53226, 53227, 53228, 53233, 53235 - Wisconsin

National Average
USA

Milwaukee





Population and Housing

Part 2

This report shows information collected from US Census data and other data collection agencies and is broken down into five general categories: Population, Community Summary, Housing, Housing Stability and the Population Age Demographics Chart.

The Population Age Demographics chart is broken down by community and age group with each bar on the bar graph denoting an age group and the information on top of the bar indicating the number of people in that community for each age group.

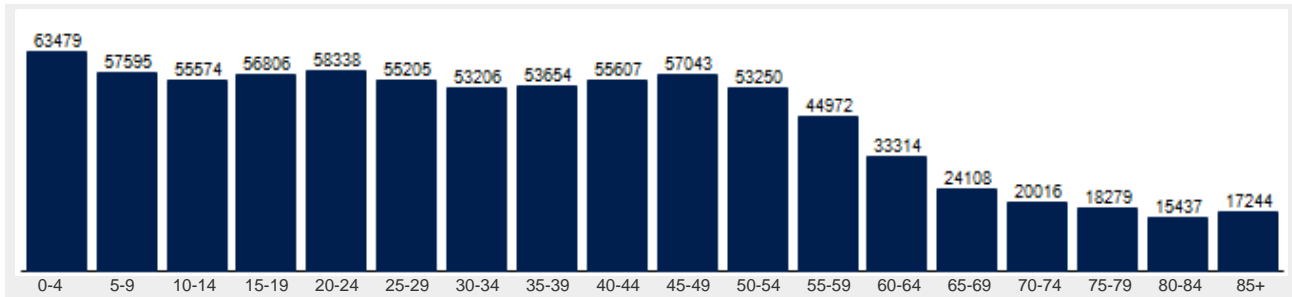
Population	Milwaukee	National
Male	47.9 %	49.3 %
Female	52.1 %	50.7 %
Total Population	793,107	301,825,750
Median Age	34	36

Housing	Milwaukee	National
Vacant Dwellings	26,222	14,559,361
Owner Occupied	179,219	75,982,418
Renter Occupied	148,319	37,154,488

Community Summary	Milwaukee	National
Population Growth (since 2000)	-3.3 %	7.0 %
Population Density (ppl / mile)	6,357	0
Household Size (ppl)	2.41	2.60
Households w/ Children	31 %	35 %

Housing Stability	Milwaukee	National
Annual Residential Turnover	21 %	18 %
5+ Years in Residency	36 %	35 %
Median Year in Residency	3.44	3.30

Milwaukee





Community Overview

Part 3

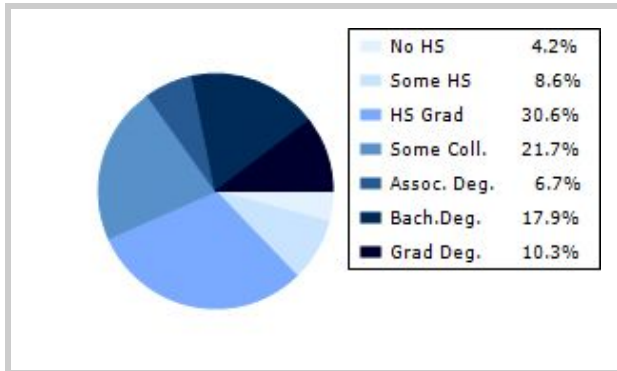
This report shows information collected from US Census and other data collection agencies and is broken down into three general categories: Racial Profile, Marital Status and Education. Each of these categories has been broken down into subcategories making it easy to do a side by side comparison of the two communities.

Education information for both communities has been broken out into two bar graphs. The information at the base of each bar on the bar graph denotes the level of education that colored bar represents. The information to the left of the community bar graph indicates the number of people in that community that have achieved that level of education.

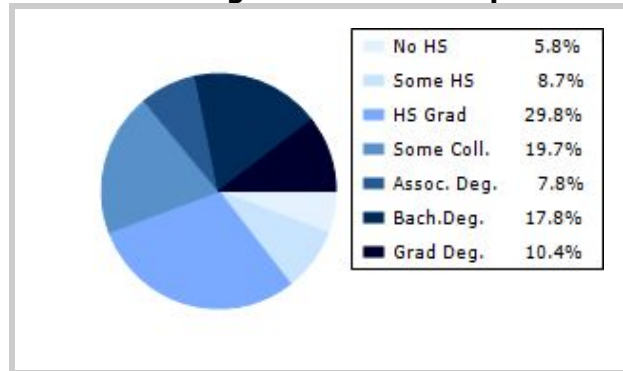
Racial Profile	Milwaukee	National
White	453,728	224,968,850
African American	229,912	36,291,911
American Indian, Eskimo, Aleut	5,563	2,402,762
Asian or Pacific Islander	26,910	13,812,580
Hawaiian	160	412,383
Other	76,828	23,926,908

Marital Status	Milwaukee	National
Never Married	37.3 %	26.7 %
Now Married	39.5 %	51.9 %
Separated	5.2 %	5.3 %
Widowed	7.2 %	6.5 %
Divorced	10.8 %	9.7 %
No Family	22.6 %	16.8 %
With Family	27.4 %	33.2 %
With Children	15.5 %	17.3 %
No Children	34.5 %	32.7 %

Milwaukee



National Average Educational Report





Financial Report

This report shows information collected from US Census and other data collection agencies and is broken down into six general categories; Median Income, Income, Household Expenses, Networth, Median Debts and Median Asset Values. Each of these categories has been broken down into subcategories making it easy to do a side by side comparison of the two communities.

Median Household Income*	Milwaukee	National
Age < 25	\$32,868	\$32,040
Age 25 - 34	\$43,102	\$48,574
Age 35 - 44	\$48,405	\$57,849
Age 45 - 54	\$52,253	\$63,637
Age 55 - 64	\$47,620	\$56,893
Age 65 - 74	\$39,203	\$42,680
Age 75+	\$32,120	\$33,752

* by primary householder age.

Income	< 10K	10K-15K	15K-20K	20K-25K	25K-30K	30K-35K	35K-40K	40K-45K	45K-50K	50K-60K	60K-75K	75K-100K	100K-125K	125K-150K	> 150K
Milwaukee	33459	17147	19306	21219	21054	19013	18042	18814	16180	30782	33071	37289	18874	8665	14630
National (in MM)	9	5	6	6	6	6	5	6	5	10	12	14	8	5	9

Relative Cost Index	Milwaukee	National
Contributions	89	100
Personal Insurance	87	100
Apparel	93	100
Education	90	100
Entertainment	93	100
Food And Beverages	94	100
Health Care	95	100
Furnishings	91	100
Shelter	93	100
Household Operations	88	100
Misc Expenses	94	100
Personal Care	93	100
Reading	93	100
Tobacco	97	100
Transportation	93	100
Utilities	95	100
Gifts	100	100
Total Expenses	93	100

Net Worth	Milwaukee	National
< 0	41,128	12,886,190
1k - 5k	47,037	14,695,744
5k - 10k	23,730	7,725,930
10k - 25k	40,291	13,653,929
25k - 50k	42,612	14,922,277
50k - 100k	52,090	18,567,995
100k - 250k	60,201	22,015,364
250k - 500k	23,168	8,742,337
> 500k	12,175	4,785,333
Median Net Worth	\$112,500	\$148,847
Average Net Worth	\$383,083	\$497,579

Median Debt	Milwaukee	National
Mortgage Debt	\$291,593	\$370,138
Installment loans	\$51,835	\$62,987
Lines of Credit	\$5,768	\$7,722
Credit Card Debt	\$501	\$660
Investment Real Estate Debt	\$29,700	\$38,818
Main Other Debt	\$11,795	\$15,254
Median Total Debt	\$133,111	\$175,401

Median Asset Values	Milwaukee	National
CD	\$6,030	\$7,041
Non US Bonds	\$938	\$1,099
US Bonds	\$8,187	\$11,748
Stocks	\$27,416	\$37,943
Mutual Funds	\$23,307	\$31,070
Ret. Accounts	\$52,369	\$68,392
Cash Value Life Ins	\$4,879	\$6,139
Managed Accounts	\$12,724	\$16,400
Other Financial Assets	\$3,503	\$4,564
Vehicles Owned	\$15,715	\$17,989
Home Equity	\$148,201	\$180,359
Investment Property	\$29,700	\$38,818
Business(Equity)	\$20,462	\$26,890



Employment Information

Part 5

This report provides a side by side comparison of the Industries, Occupations and Work Force types for the selected communities. Each of these categories has been broken down into subcategories making it easy to do a side by side comparison of the two communities.

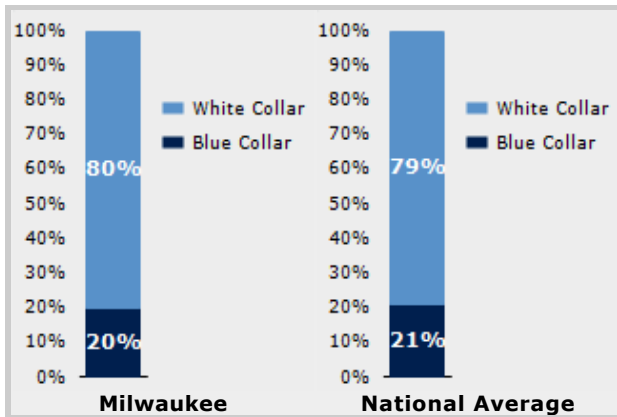
The Industry table to the left shows a breakdown of sixteen different industries and the number of people in each community that are involved in that industry.

The Work Force bar graph below shows the Blue Collar and White Collar percentages for each community, as well as the National Average.

The Occupation table below shows a breakdown of fourteen different occupation classifications and the number of people in each community whose occupation fits that classification.

Industry	Milwaukee	National
Agriculture	1,986	3,931,746
Mining	44	1,421,585
Construction	12,979	405,230
Manufacturing	47,376	6,371,861
Transportation and Communications	24,376	13,609,576
Wholesale Trade	19,631	5,964,317
Retail Trade	83,205	6,991,601
Finance, Insurance & Real Estate	45,775	29,053,925
Services	243,831	9,896,085
Other Services	2,070	8,827,377
Public Administration	29,780	56,768,645

Occupation	Milwaukee	National
Executive	59,785	258,822
Professional	93,106	16,434,174
Technicians	22,185	3,569,135
Sales	52,382	27,441,611
Clerical	98,501	12,843,790
In Home Business	31	341,928
Protective Service	6,717	6,120
Services	74,607	20,694,771
Primary	10,983	795,293
Operator	11,855	4,002,423
Production	11,855	4,002,423
Materials	13,918	3,397,823
Laborers	13,023	4,149,520



Transportation to Work	Milwaukee	National
Public	9 %	5 %
Drive/Car Pool	84 %	88 %
Walk/Bike/Other	5 %	4 %
Work at Home	2 %	3 %
Median Time to Work (minutes)	19.3	21.0



Weather and Environmental Details

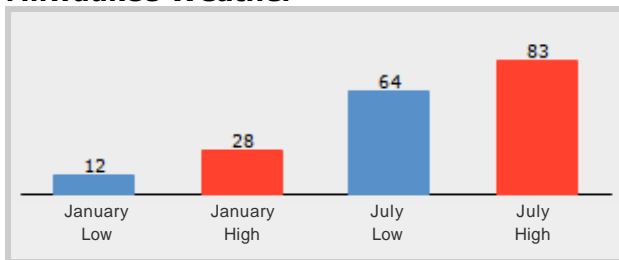
Part 6

Weather Report includes information collected from US Census data and other data collection agencies and shows the weather information for the communities you have selected. Included are temperature highs and lows averaged for the months of January and July for each community.

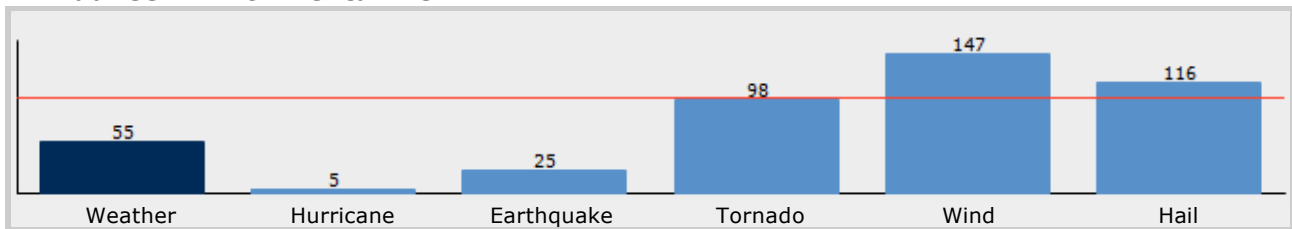
Environmental Details includes information collected from US Census data and other data collection agencies and shows the environmental details for the communities you have selected. The information at the base of each bar on the bar graph denotes the type of weather risk that colored bar represents. The information at the top of the community bar graph indicates how that total compares to the national average for that type of weather risk.

The national average is represented as "100" and is indicated by a red line running across the bar graph. The numbers at the top of each bar represent how much over or under the national average the community rates for this weather risk.

Milwaukee Weather



Milwaukee Environmental Risk





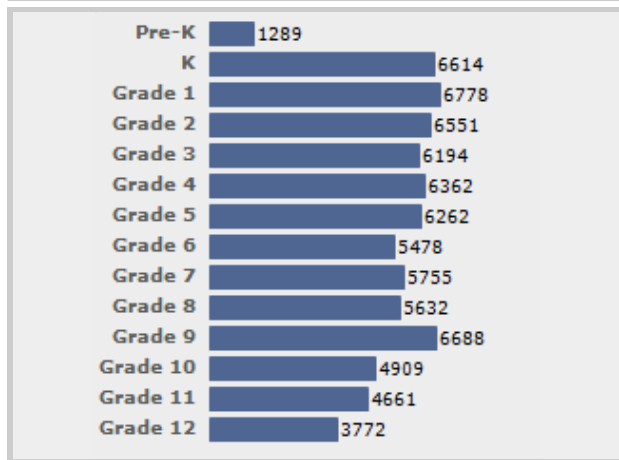
District Overview

Part 7

MILWAUKEE PUBLIC SCHOOLS 5225 W VLIET ST MILWAUKEE, WI 53208 Milwaukee County

Institution Type:	PUBLIC	Grade Span within District:	Pre-K to Pre-K
Superintendent:	MR WILLIAM ANDREKOPOULOS	Full-Time Teachers/Professional Staff:	5258
Phone:	414-475-8393	Number of Students in District:	97814
Fax:	Not Reported	Number of Schools in District:	215
District Website:	http://www.milwaukee.k12.wi.us/	Technology Measure:	MEDIUM
Start - End Dates:	0904 - 0612	Total Dollar Expenditures:	\$896,833,916
Educational Climate:	Not Classified	Current Expenditure per Student:	\$8,200.00 OR MORE
Year Round Classes:	Y	Instructional Computers:	Not Reported
District Type:	Regular District	PC Computers:	5,000-9,999
College Bound Seniors	33%	Apple/Macintosh Computers:	10,000 OR MORE

Districts Enrollment



Innovative Programs

Substance Abuse Program	<input checked="" type="checkbox"/>
Advanced Placement	<input checked="" type="checkbox"/>
Before & After School Programs	<input checked="" type="checkbox"/>
English as Second Language	<input checked="" type="checkbox"/>
Magnet School	<input checked="" type="checkbox"/>



About the School Data

Part 8

The School information provided in this report is updated on an ongoing basis throughout the year. From June through mid-September, core data on public schools and school districts is collected. That data is collected by phone to capture the latest changes in key district personnel, school openings and closures, and restructuring of school districts.

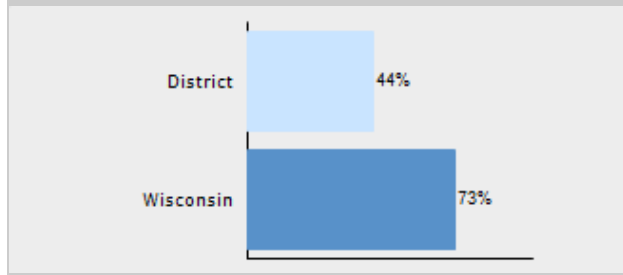
During the core update, phone numbers, fax numbers, grade spans, enrollments and other data specifics regarding program offerings such as before/after school programs, etc. are updated as well.

On a rolling basis throughout the year, additional updates and verification efforts are performed through mail surveys, websites and telephone interviews. The most recent mail survey culminated in 590,000 updates sent by school secretaries from across the country.

These collection efforts are supplemented by other resources including the National Center for Education Statistics and local Departments/Boards of Education.

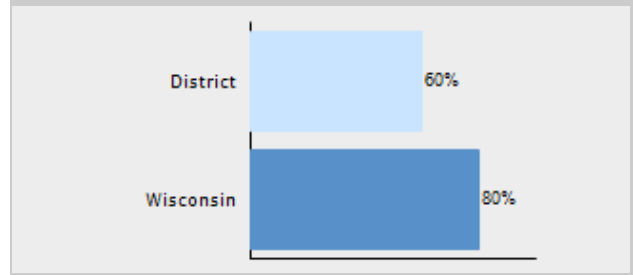
District Test Scores

Grade 3 Math



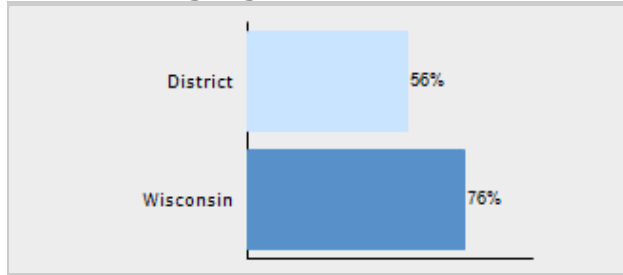
% at or above proficient

Grade 3 Reading



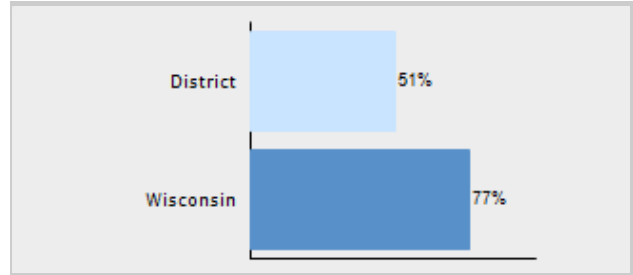
% at or above proficient

Grade 4 Language Arts



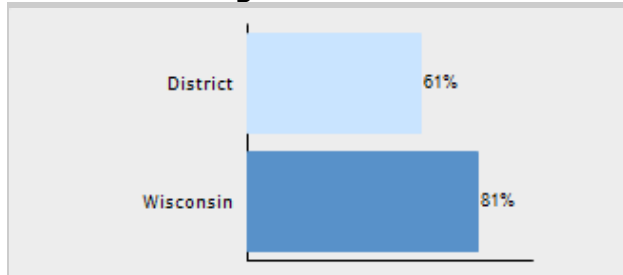
% at or above proficient

Grade 4 Math



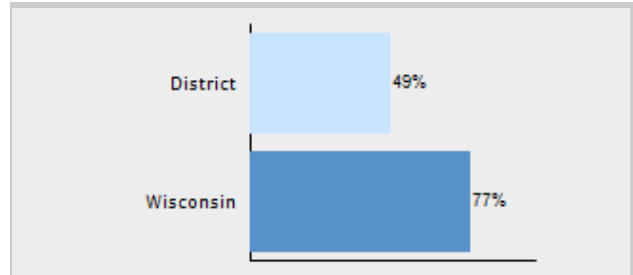
% at or above proficient

Grade 4 Reading



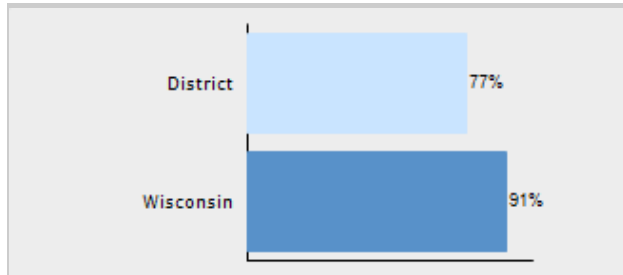
% at or above proficient

Grade 4 Science



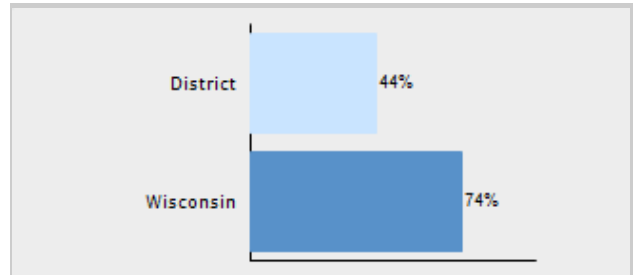
% at or above proficient

Grade 4 Social Studies



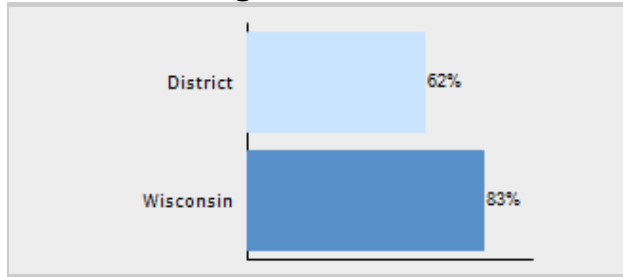
% at or above proficient

Grade 5 Math



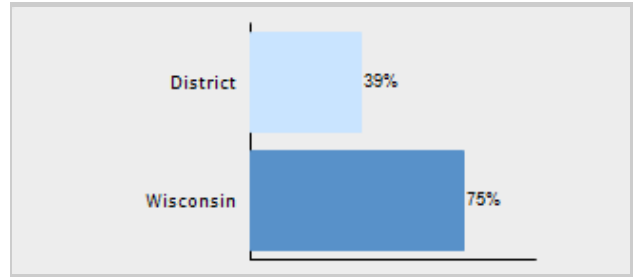
% at or above proficient

Grade 5 Reading



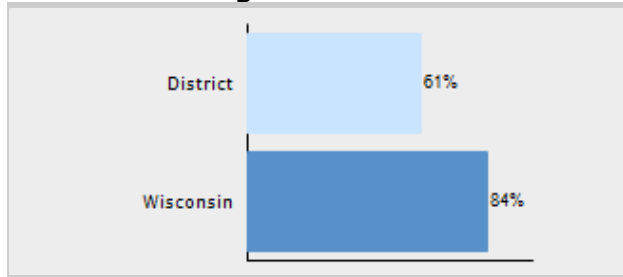
% at or above proficient

Grade 6 Math



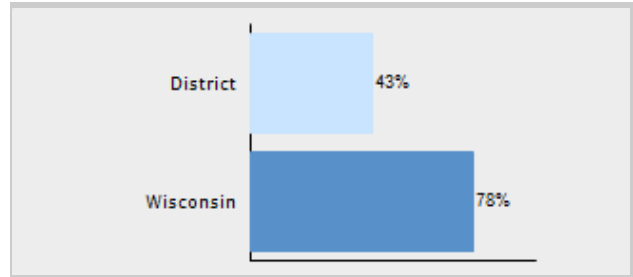
% at or above proficient

Grade 6 Reading



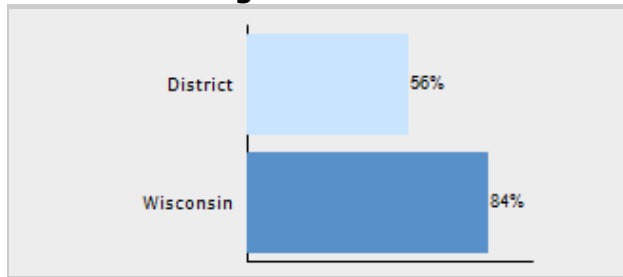
% at or above proficient

Grade 7 Math



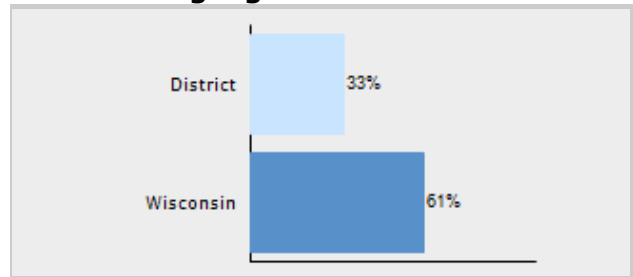
% at or above proficient

Grade 7 Reading



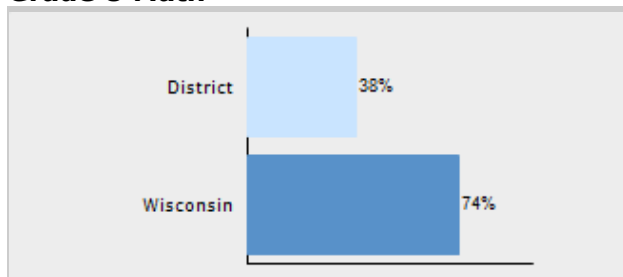
% at or above proficient

Grade 8 Language Arts



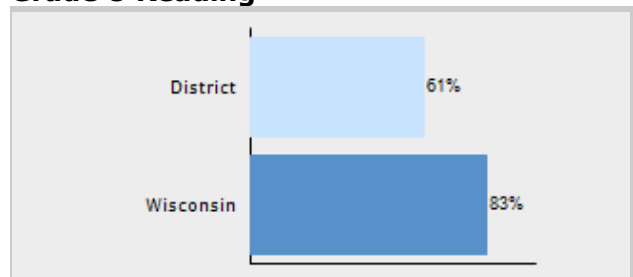
% at or above proficient

Grade 8 Math



% at or above proficient

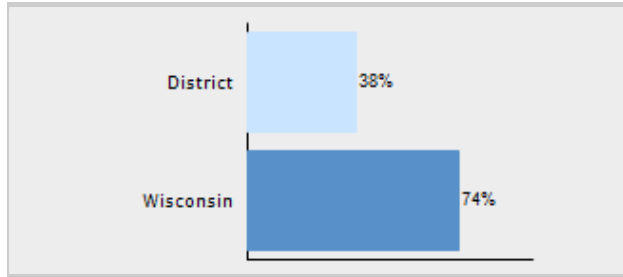
Grade 8 Reading



% at or above proficient

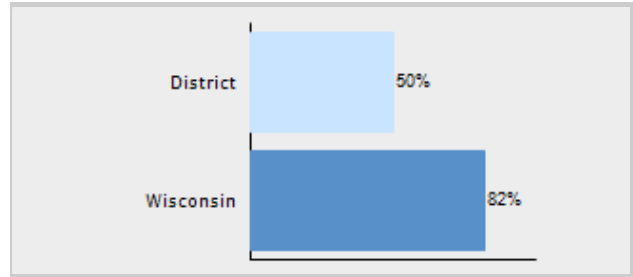


Grade 8 Science



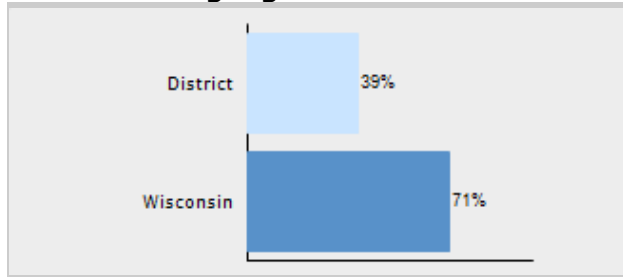
% at or above proficient

Grade 8 Social Studies



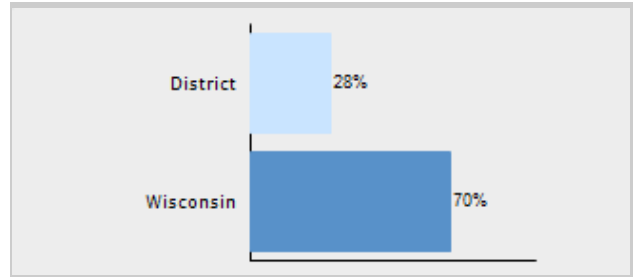
% at or above proficient

Grade 10 Language Arts



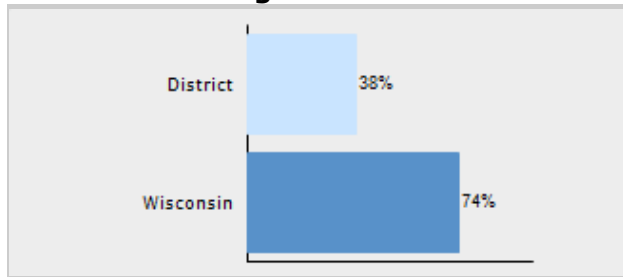
% at or above proficient

Grade 10 Math



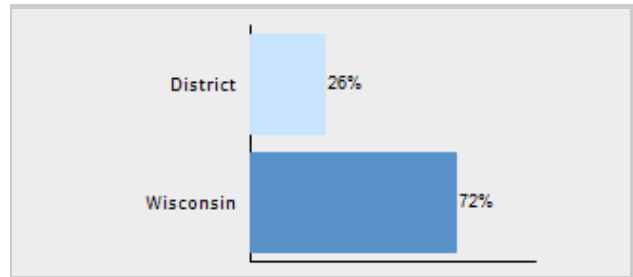
% at or above proficient

Grade 10 Reading



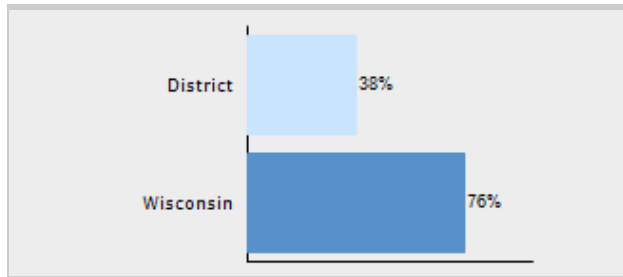
% at or above proficient

Grade 10 Science



% at or above proficient

Grade 10 Social Studies

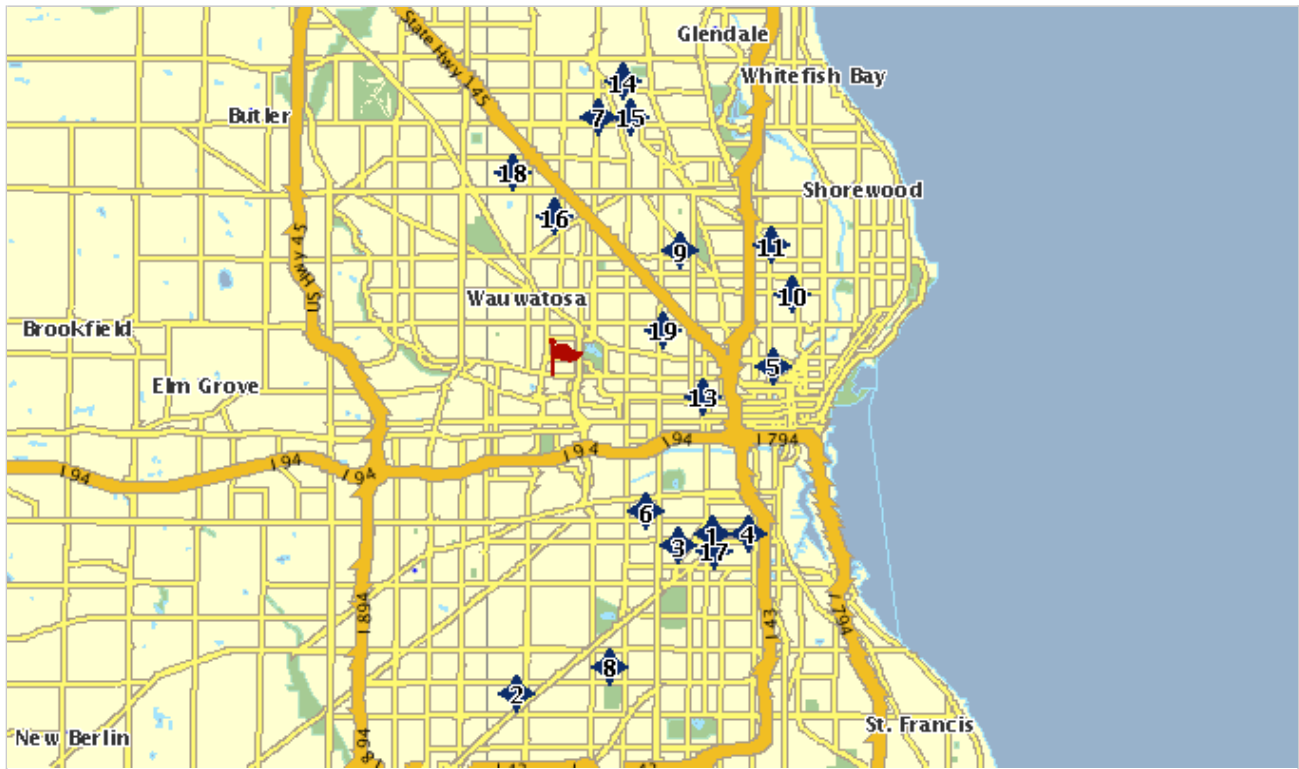


% at or above proficient

Public school testing data is provided by GreatSchools, Inc. which acquires the data from the State Department of Education and other sources. While every effort is made to ensure the accuracy, completeness, and currency of this content, and it is deemed reliable but not guaranteed.

Due to size constraints, only up to two subjects are graphed per education level. For information about the other subjects tested, please contact the school district.

District School Map



Public Schools In or Near District

- | | |
|--|--|
| 1 - ALBA ELEMENTARY SCHOOL | 2 - ALEXANDER HAMILTON HIGH SCHOOL |
| 3 - ALEXANDER MITCHELL SCHOOL | 4 - ALLEN - FIELD ELEMENTARY SCHOOL |
| 5 - ALLIANCE HIGH SCHOOL | 6 - ANNA F DOERFLER SCHOOL |
| 7 - ASSATA HIGH SCHOOL | 8 - AUDUBON TECH & COMMUNITY CENTER |
| 9 - AUER AVE SCHOOL | 10 - AURORA WEIER BILINGUAL SCHOOL |
| 11 - DR MARTIN L KING JUNIOR ELEMENTARY SCHOOL | 12 - DU BOIS CHARTER HIGH SCHOOL |
| 13 - E A MACDOWELL MONTESSORI ES | 14 - EDISON CAREER ACADEMY |
| 15 - EDUCATION POSSEMTEM SCHOOL | 16 - FIFTY - THIRD STREET ELEMENTARY SCHOOL |
| 17 - FOREST HOME AVE SCHOOL | 18 - FOSTER - WILLIAMS HIGH SCHOOL VISUAL ARTS |
| 19 - FRANCES STARMS ECC | |

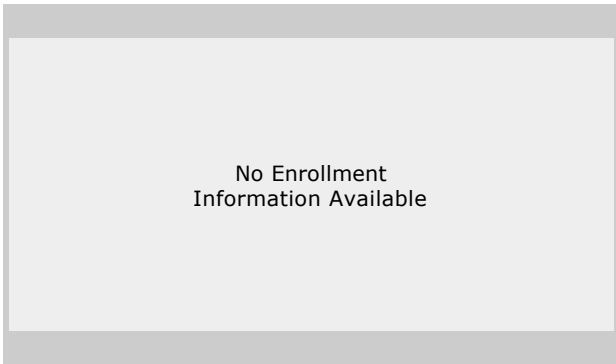


Public Schools

ALBA ELEMENTARY SCHOOL
MILWAUKEE PUBLIC SCHOOLS
1515 W LAPHAM BLVD MILWAUKEE, WI 53204-3236 Milwaukee County

Institution Type:	PUBLIC	Grade Span within School:	Pre-K to 5th
Principal:	MS BRENDA MARTINEZ	Full-Time Teachers/Professional Staff:	13
Phone:	414-902-8323	Students in School:	226
Fax:	Not Reported	Instructional Computers:	140
School Website:	http://www.milwaukee.k12.wi.us/	Technology Measure:	LOW
Start - End Dates:	0904 - 0612	Number of Classrooms:	12
Educational Climate:	Below Average	Special Education Indicator:	Not Reported
Year Round Classes:	N	Vocational / Technical:	N
Students per Classroom:	19	Adult Education Classes:	Y
Students per Computer:	Not Reported	Current Expenditure per student:	\$300.00 OR MORE

Enrollment



Innovative Programs

Before & After School Programs	<input checked="" type="checkbox"/>
Charter Schools	<input checked="" type="checkbox"/>
Gifted and Talented	<input checked="" type="checkbox"/>



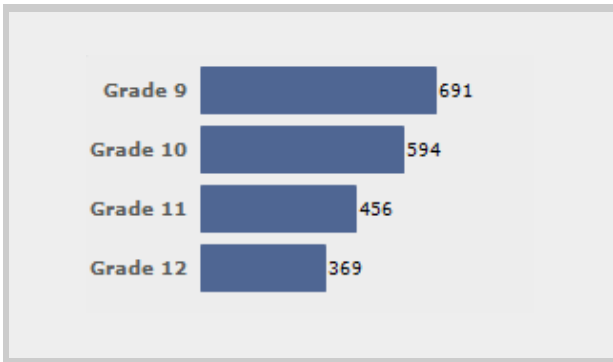
Public Schools

Part 11

ALEXANDER HAMILTON HIGH SCHOOL
MILWAUKEE PUBLIC SCHOOLS
6215 W WARNIMONT AVE MILWAUKEE, WI 53220-1399 Milwaukee County

Institution Type:	PUBLIC	Grade Span within School:	9th to 12th
Principal:	MR MYRON CAIN	Full-Time Teachers/Professional Staff:	103
Phone:	414-327-9300	Students in School:	2127
Fax:	Not Reported	Instructional Computers:	646
School Website:	http://www.milwaukee.k12.wi.us/	Technology Measure:	HIGH
Start - End Dates:	0904 - 0612	Number of Classrooms:	100
Educational Climate:	Above Average	Special Education Indicator:	Not Reported
Year Round Classes:	N	Vocational / Technical:	Y
Students per Classroom:	21	Adult Education Classes:	N
Students per Computer:	Not Reported	Current Expenditure per student:	\$300.00 OR MORE

Enrollment



Innovative Programs

Advanced Placement	<input checked="" type="checkbox"/>
Before & After School Programs	<input checked="" type="checkbox"/>
Gifted and Talented	<input checked="" type="checkbox"/>



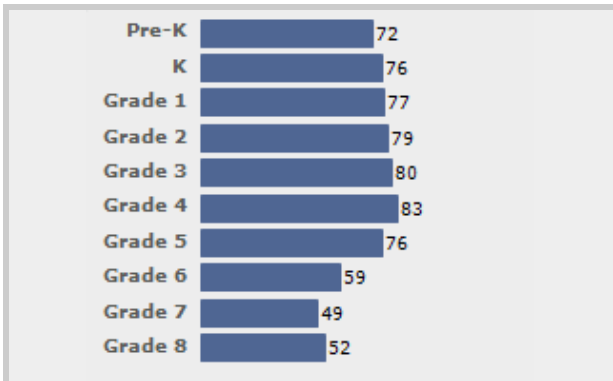
Public Schools

Part 11

ALEXANDER MITCHELL SCHOOL
MILWAUKEE PUBLIC SCHOOLS
1728 S 23RD ST MILWAUKEE, WI 53204-3099 Milwaukee County

Institution Type:	PUBLIC	Grade Span within School:	Pre-K to 8th
Principal:	MS MICHELLE HAGEN	Full-Time Teachers/Professional Staff:	44
Phone:	414-902-8100	Students in School:	701
Fax:	Not Reported	Instructional Computers:	217
School Website:	http://www.milwaukee.k12.wi.us/	Technology Measure:	MEDIUM-HIGH
Start - End Dates:	0904 - 0612	Number of Classrooms:	28
Educational Climate:	Below Average	Special Education Indicator:	Not Reported
Year Round Classes:	N	Vocational / Technical:	N
Students per Classroom:	25	Adult Education Classes:	Y
Students per Computer:	Not Reported	Current Expenditure per student:	\$300.00 OR MORE

Enrollment



Innovative Programs

Before & After School Programs






Public Schools

ALLEN - FIELD ELEMENTARY SCHOOL
MILWAUKEE PUBLIC SCHOOLS
730 W LAPHAM BLVD MILWAUKEE, WI 53204-3496 Milwaukee County

Institution Type:	PUBLIC	Grade Span within School:	K to 5th
Principal:	MRS MARIBEL NIEVES-HARRIS	Full-Time Teachers/Professional Staff:	58
Phone:	414-902-9200	Students in School:	881
Fax:	Not Reported	Instructional Computers:	229
School Website:	http://www.milwaukee.k12.wi.us/	Technology Measure:	MEDIUM-HIGH
Start - End Dates:	0904 - 0612	Number of Classrooms:	49
Educational Climate:	Below Average	Special Education Indicator:	Not Reported
Year Round Classes:	N	Vocational / Technical:	N
Students per Classroom:	18	Adult Education Classes:	Y
Students per Computer:	Not Reported	Current Expenditure per student:	\$300.00 OR MORE

Enrollment



Innovative Programs

Before & After School Programs	<input checked="" type="checkbox"/>
Gifted and Talented	<input checked="" type="checkbox"/>



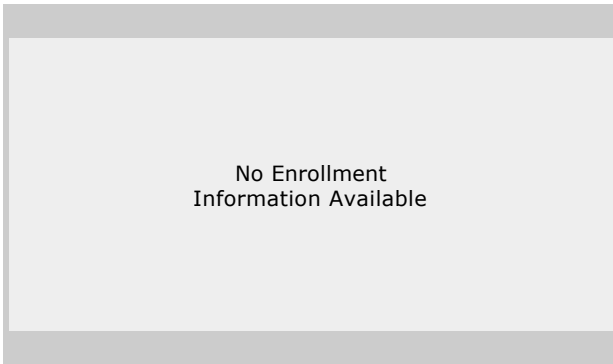
Public Schools

Part 11

ALLIANCE HIGH SCHOOL
MILWAUKEE PUBLIC SCHOOLS
234 W GALENA ST MILWAUKEE, WI 53212-3955 Milwaukee County

Institution Type:	PUBLIC	Grade Span within School:	9th to 12th
Principal:	MS TINA OWEN	Full-Time Teachers/Professional Staff:	Not Reported
Phone:	414-227-2550	Students in School:	115
Fax:	Not Reported	Instructional Computers:	Not Reported
School Website:	http://www.milwaukee.k12.wi.us/	Technology Measure:	LOW
Start - End Dates:	09/04 - 06/12	Number of Classrooms:	Not Reported
Educational Climate:	Average	Special Education Indicator:	Not Reported
Year Round Classes:	Y	Vocational / Technical:	Y
Students per Classroom:	Not Reported	Adult Education Classes:	N
Students per Computer:	Not Reported	Current Expenditure per student:	\$300.00 OR MORE

Enrollment



Innovative Programs

Charter Schools



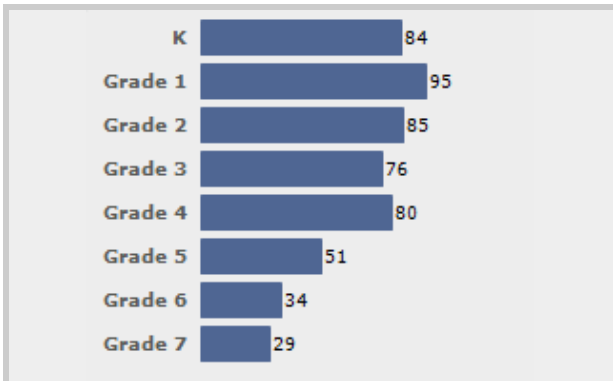


Public Schools

ANNA F DOERFLER SCHOOL
MILWAUKEE PUBLIC SCHOOLS
3014 W SCOTT ST MILWAUKEE, WI 53215-1697 Milwaukee County

Institution Type:	PUBLIC	Grade Span within School:	K to 8th
Principal:	MR CLARK ADDISON	Full-Time Teachers/Professional Staff:	30
Phone:	414-902-9500	Students in School:	615
Fax:	Not Reported	Instructional Computers:	168
School Website:	http://www.milwaukee.k12.wi.us/	Technology Measure:	MEDIUM-HIGH
Start - End Dates:	0904 - 0612	Number of Classrooms:	23
Educational Climate:	Average	Special Education Indicator:	Not Reported
Year Round Classes:	N	Vocational / Technical:	N
Students per Classroom:	27	Adult Education Classes:	N
Students per Computer:	Not Reported	Current Expenditure per student:	\$300.00 OR MORE

Enrollment



Innovative Programs

Before & After School Programs	<input checked="" type="checkbox"/>
Gifted and Talented	<input checked="" type="checkbox"/>

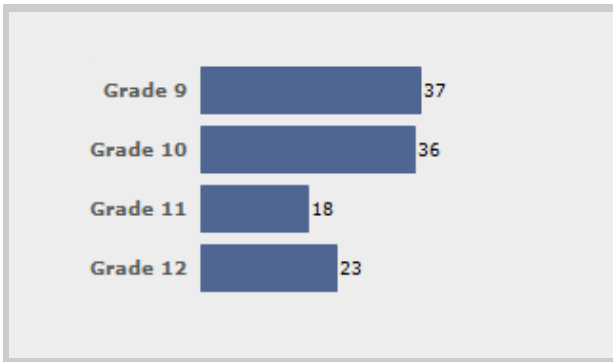


Public Schools

ASSATA HIGH SCHOOL
MILWAUKEE PUBLIC SCHOOLS
4920 N SHERMAN BLVD MILWAUKEE, WI 53209 Milwaukee County

Institution Type:	PUBLIC	Grade Span within School:	9th to 12th
Principal:	MS CARLOTTA PRITCHETT	Full-Time Teachers/Professional Staff:	5
Phone:	414-536-6732	Students in School:	114
Fax:	Not Reported	Instructional Computers:	25
School Website:	http://www.milwaukee.k12.wi.us/	Technology Measure:	Not Reported
Start - End Dates:	0904 - 0612	Number of Classrooms:	6
Educational Climate:	Average	Special Education Indicator:	Not Reported
Year Round Classes:	N	Vocational / Technical:	Not Reported
Students per Classroom:	19	Adult Education Classes:	Y
Students per Computer:	Not Reported	Current Expenditure per student:	Not Reported

Enrollment



Innovative Programs

Advanced Placement	<input checked="" type="checkbox"/>
Gifted and Talented	<input checked="" type="checkbox"/>

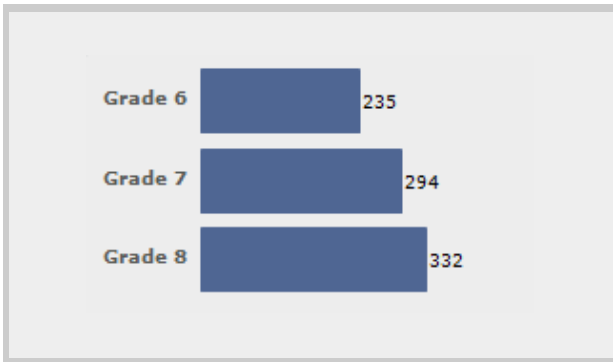


Public Schools

AUDUBON TECH & COMMUNITY CENTER
MILWAUKEE PUBLIC SCHOOLS
3300 S 39TH ST MILWAUKEE, WI 53215-4019 Milwaukee County

Institution Type:	PUBLIC	Grade Span within School:	6th to 8th
Principal:	MS KATRICE COTTON	Full-Time Teachers/Professional Staff:	48
Phone:	414-902-7800	Students in School:	862
Fax:	Not Reported	Instructional Computers:	236
School Website:	http://www.milwaukee.k12.wi.us/	Technology Measure:	MEDIUM
Start - End Dates:	0904 - 0612	Number of Classrooms:	65
Educational Climate:	Average	Special Education Indicator:	Not Reported
Year Round Classes:	N	Vocational / Technical:	N
Students per Classroom:	13	Adult Education Classes:	N
Students per Computer:	Not Reported	Current Expenditure per student:	\$300.00 OR MORE

Enrollment



Innovative Programs

Charter Schools	<input checked="" type="checkbox"/>
Gifted and Talented	<input checked="" type="checkbox"/>

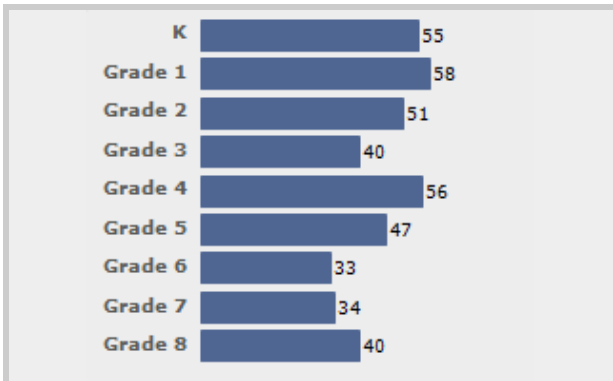


Public Schools

AUER AVE SCHOOL
MILWAUKEE PUBLIC SCHOOLS
2319 W AUER AVE MILWAUKEE, WI 53206-1799 Milwaukee County

Institution Type:	PUBLIC	Grade Span within School:	K to 8th
Principal:	MS HATTIE KNOX	Full-Time Teachers/Professional Staff:	41
Phone:	414-875-4500	Students in School:	501
Fax:	Not Reported	Instructional Computers:	85
School Website:	http://www.milwaukee.k12.wi.us/	Technology Measure:	LOW
Start - End Dates:	0904 - 0612	Number of Classrooms:	25
Educational Climate:	Low	Special Education Indicator:	Not Reported
Year Round Classes:	N	Vocational / Technical:	N
Students per Classroom:	20	Adult Education Classes:	N
Students per Computer:	Not Reported	Current Expenditure per student:	\$300.00 OR MORE

Enrollment



Innovative Programs

Before & After School Programs	<input checked="" type="checkbox"/>
Gifted and Talented	<input checked="" type="checkbox"/>



Public Schools

AURORA WEIER BILINGUAL SCHOOL
MILWAUKEE PUBLIC SCHOOLS
2669 N RICHARDS ST MILWAUKEE, WI 53212-2850 Milwaukee County

Institution Type:	PUBLIC	Grade Span within School:	Ungraded to Ungraded
Principal:	MR TONY BAEZ	Full-Time Teachers/Professional Staff:	Not Reported
Phone:	414-562-8398	Students in School:	72
Fax:	Not Reported	Instructional Computers:	Not Reported
School Website:	http://www.milwaukee.k12.wi.us/	Technology Measure:	Not Reported
Start - End Dates:	0904 - 0612	Number of Classrooms:	Not Reported
Educational Climate:	Average	Special Education Indicator:	Not Reported
Year Round Classes:	N	Vocational / Technical:	Not Reported
Students per Classroom:	Not Reported	Adult Education Classes:	Not Reported
Students per Computer:	Not Reported	Current Expenditure per student:	Not Reported

Enrollment

No Enrollment Information Available

Innovative Programs

Charter Schools





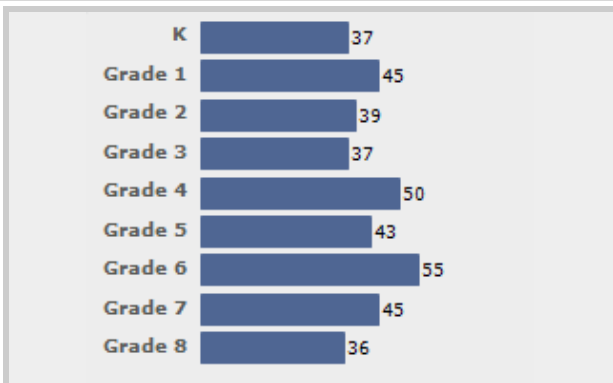
Public Schools

Part 11

DR MARTIN L KING JUNIOR ELEMENTARY SCHOOL
MILWAUKEE PUBLIC SCHOOLS
3275 N 3RD ST MILWAUKEE, WI 53212-2064 Milwaukee County

Institution Type:	PUBLIC	Grade Span within School:	K to 8th
Principal:	SHIRON POSLEY	Full-Time Teachers/Professional Staff:	21
Phone:	414-267-1500	Students in School:	401
Fax:	Not Reported	Instructional Computers:	310
School Website:	http://www.milwaukee.k12.wi.us/	Technology Measure:	HIGH
Start - End Dates:	0904 - 0612	Number of Classrooms:	29
Educational Climate:	Average	Special Education Indicator:	Not Reported
Year Round Classes:	N	Vocational / Technical:	N
Students per Classroom:	14	Adult Education Classes:	N
Students per Computer:	Not Reported	Current Expenditure per student:	\$300.00 OR MORE

Enrollment



Innovative Programs

Before & After School Programs





Public Schools

Part 11

DU BOIS CHARTER HIGH SCHOOL
MILWAUKEE PUBLIC SCHOOLS
4141 N 64TH ST MILWAUKEE, WI 53216 Milwaukee County

Institution Type:	PUBLIC	Grade Span within School:	9th to 12th
Principal:	MR LARRY MILLER	Full-Time Teachers/Professional Staff:	Not Reported
Phone:	414-393-2580	Students in School:	134
Fax:	Not Reported	Instructional Computers:	Not Reported
School Website:	http://www.milwaukee.k12.wi.us/	Technology Measure:	LOW
Start - End Dates:	0904 - 0612	Number of Classrooms:	Not Reported
Educational Climate:	Average	Special Education Indicator:	Not Reported
Year Round Classes:	N	Vocational / Technical:	N
Students per Classroom:	Not Reported	Adult Education Classes:	N
Students per Computer:	Not Reported	Current Expenditure per student:	\$300.00 OR MORE

Enrollment

No Enrollment Information Available

Innovative Programs

Charter Schools



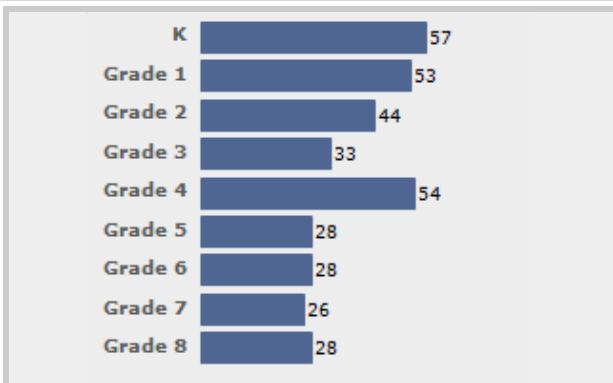


Public Schools

E A MACDOWELL MONTESSORI ES
MILWAUKEE PUBLIC SCHOOLS
1706 W HIGHLAND AVE MILWAUKEE, WI 53233-1132 Milwaukee County

Institution Type:	PUBLIC	Grade Span within School:	K to 8th
Principal:	MR KENNETH WALD	Full-Time Teachers/Professional Staff:	14
Phone:	414-935-1400	Students in School:	551
Fax:	Not Reported	Instructional Computers:	45
School Website:	http://www.milwaukee.k12.wi.us/	Technology Measure:	MEDIUM-LOW
Start - End Dates:	0904 - 0612	Number of Classrooms:	29
Educational Climate:	High	Special Education Indicator:	Not Reported
Year Round Classes:	N	Vocational / Technical:	N
Students per Classroom:	19	Adult Education Classes:	N
Students per Computer:	Not Reported	Current Expenditure per student:	\$300.00 OR MORE

Enrollment



Innovative Programs

Magnet School





Public Schools

Part 11

EDISON CAREER ACADEMY

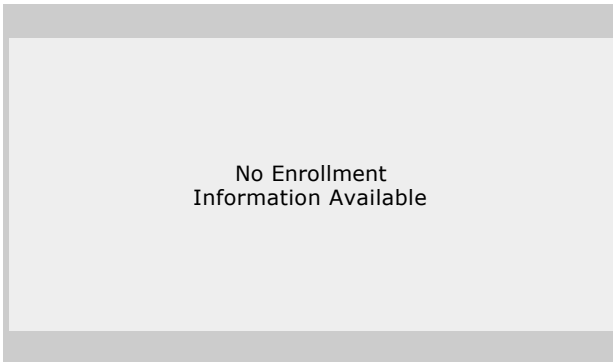
MILWAUKEE PUBLIC SCHOOLS

5372 N 37TH ST MILWAUKEE, WI 53209-4730 Milwaukee County

Institution Type:	PUBLIC	Grade Span within School:	Ungraded to Ungraded
Principal:	MS JENNIE DORSEY	Full-Time Teachers/Professional Staff:	25
Phone:	414-616-5400	Students in School:	706
Fax:	Not Reported	Instructional Computers:	250
School Website:	http://www.milwaukee.k12.wi.us/	Technology Measure:	Not Reported
Start - End Dates:	0904 - 0612	Number of Classrooms:	40
Educational Climate:	Average	Special Education Indicator:	Not Reported
Year Round Classes:	N	Vocational / Technical:	Not Reported
Students per Classroom:	18	Adult Education Classes:	Y
Students per Computer:	Not Reported	Current Expenditure per student:	Not Reported

Enrollment

Innovative Programs





Public Schools

Part 11

EDUCATION POSSEMTEM SCHOOL

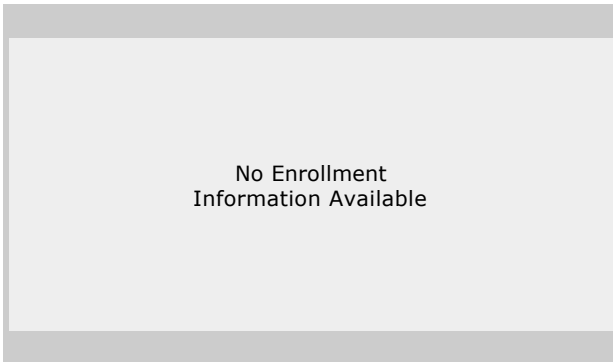
MILWAUKEE PUBLIC SCHOOLS

3500 W MOTHER DANIELS WAY MILWAUKEE, WI 53209 Milwaukee County

Institution Type:	PUBLIC	Grade Span within School:	6th to 8th
Principal:	MS HATTIE DANIELS-RUSH	Full-Time Teachers/Professional Staff:	Not Reported
Phone:	414-466-1800	Students in School:	60
Fax:	Not Reported	Instructional Computers:	Not Reported
School Website:	http://www.milwaukee.k12.wi.us/	Technology Measure:	Not Reported
Start - End Dates:	0904 - 0612	Number of Classrooms:	5
Educational Climate:	Average	Special Education Indicator:	Not Reported
Year Round Classes:	N	Vocational / Technical:	Not Reported
Students per Classroom:	12	Adult Education Classes:	Not Reported
Students per Computer:	Not Reported	Current Expenditure per student:	Not Reported

Enrollment

Innovative Programs



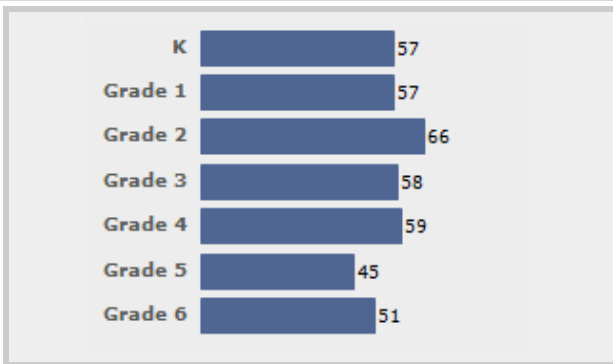


Public Schools

FIFTY - THIRD STREET ELEMENTARY SCHOOL
MILWAUKEE PUBLIC SCHOOLS
3618 N 53RD ST MILWAUKEE, WI 53216-2952 Milwaukee County

Institution Type:	PUBLIC	Grade Span within School:	K to 8th
Principal:	MS BRIDGETTE HOOD	Full-Time Teachers/Professional Staff:	30
Phone:	414-874-5300	Students in School:	438
Fax:	Not Reported	Instructional Computers:	40
School Website:	http://www.milwaukee.k12.wi.us/	Technology Measure:	MEDIUM
Start - End Dates:	0904 - 0612	Number of Classrooms:	20
Educational Climate:	Average	Special Education Indicator:	Not Reported
Year Round Classes:	N	Vocational / Technical:	N
Students per Classroom:	22	Adult Education Classes:	N
Students per Computer:	Not Reported	Current Expenditure per student:	\$300.00 OR MORE

Enrollment



Innovative Programs

Before & After School Programs






Public Schools

FOREST HOME AVE SCHOOL
MILWAUKEE PUBLIC SCHOOLS
1516 W FOREST HOME AVE MILWAUKEE, WI 53204-3294 Milwaukee County

Institution Type:	PUBLIC	Grade Span within School:	K to 5th
Principal:	MS SARA MARQUEZ	Full-Time Teachers/Professional Staff:	80
Phone:	414-902-6200	Students in School:	901
Fax:	Not Reported	Instructional Computers:	80
School Website:	http://www.milwaukee.k12.wi.us/	Technology Measure:	MEDIUM-LOW
Start - End Dates:	0904 - 0612	Number of Classrooms:	70
Educational Climate:	Below Average	Special Education Indicator:	Not Reported
Year Round Classes:	N	Vocational / Technical:	N
Students per Classroom:	13	Adult Education Classes:	N
Students per Computer:	Not Reported	Current Expenditure per student:	\$300.00 OR MORE

Enrollment



Innovative Programs

Before & After School Programs	<input checked="" type="checkbox"/>
Gifted and Talented	<input checked="" type="checkbox"/>



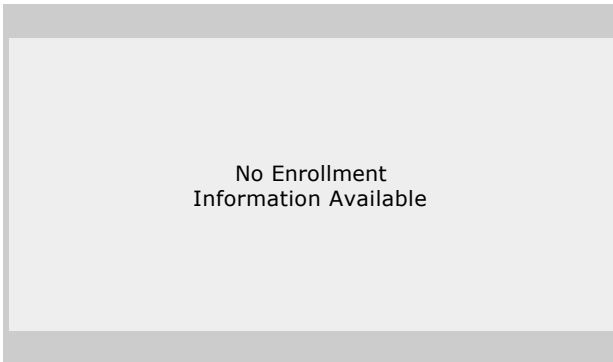
Public Schools

Part 11

FOSTER - WILLIAMS HIGH SCHOOL VISUAL ARTS
MILWAUKEE PUBLIC SCHOOLS
4141 N 64TH ST MILWAUKEE, WI 53216-1149 Milwaukee County

Institution Type:	PUBLIC	Grade Span within School:	9th to 12th
Principal:	MR CHARLES MARKS	Full-Time Teachers/Professional Staff:	1
Phone:	414-393-2480	Students in School:	161
Fax:	Not Reported	Instructional Computers:	Not Reported
School Website:	http://www.milwaukee.k12.wi.us/	Technology Measure:	LOW
Start - End Dates:	0904 - 0612	Number of Classrooms:	Not Reported
Educational Climate:	Average	Special Education Indicator:	Not Reported
Year Round Classes:	N	Vocational / Technical:	N
Students per Classroom:	Not Reported	Adult Education Classes:	N
Students per Computer:	Not Reported	Current Expenditure per student:	\$300.00 OR MORE

Enrollment



Innovative Programs

Charter Schools





Public Schools

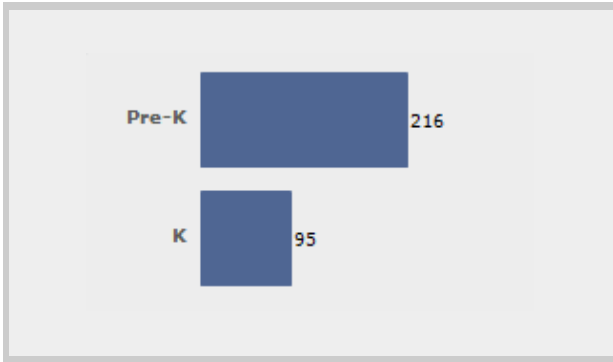
Part 11

**FRANCES STARMS ECC
MILWAUKEE PUBLIC SCHOOLS
2616 W GARFIELD AVE MILWAUKEE, WI 53205-1042 Milwaukee County**

Institution Type:	PUBLIC	Grade Span within School:	Pre-K to K
Principal:	MS MARTHA WHEELER-FAIR	Full-Time Teachers/Professional Staff:	17
Phone:	414-934-4700	Students in School:	311
Fax:	Not Reported	Instructional Computers:	40
School Website:	http://www.milwaukee.k12.wi.us/	Technology Measure:	LOW
Start - End Dates:	0904 - 0612	Number of Classrooms:	9
Educational Climate:	Low	Special Education Indicator:	Not Reported
Year Round Classes:	Y	Vocational / Technical:	N
Students per Classroom:	35	Adult Education Classes:	N
Students per Computer:	Not Reported	Current Expenditure per student:	\$300.00 OR MORE

Enrollment

Innovative Programs





Private Schools

Part 12

AGAPE CENTER ACADEMIC EXCELLENCE

5268 N 35TH ST MILWAUKEE, WI 53209-4704 Milwaukee County

Institution Type:	PRIVATE	Grade Span within School:	Pre-K to 8th
Principal:	MR RANDAL ALI	Full-Time Teachers/Professional Staff:	Not Reported
Phone:	414-461-1624	Students in School:	297
School Website:	Not Reported	Instructional Computers:	Not Reported
Start - End Dates:	-	Number of Classrooms:	15
Educational Climate:	Average	College Bound Seniors:	Not Reported
Year Round Classes:	N	Students per Classroom:	20
Vocational / Technical:	N	Adult Education Classes:	N

AQUINAS ACADEMY

N72W15935 GOOD HOPE RD MENOMONEE FALLS, WI 53051 Waukesha County

Institution Type:	PRIVATE	Grade Span within School:	Pre-K to 8th
Principal:	MS PEGGY DUEMPLING	Full-Time Teachers/Professional Staff:	14
Phone:	262-502-1540	Students in School:	101
School Website:	Not Reported	Instructional Computers:	20
Start - End Dates:	-	Number of Classrooms:	Not Reported
Educational Climate:	High	College Bound Seniors:	Not Reported
Year Round Classes:	N	Students per Classroom:	Not Reported
Vocational / Technical:	Not Reported	Adult Education Classes:	Not Reported

ATLAS PREPARATORY ACADEMY

2911 S 32ND ST MILWAUKEE, WI 53215-3616 Milwaukee County

Institution Type:	PRIVATE	Grade Span within School:	K to 10th
Principal:	MS MICHELLE LUKACS	Full-Time Teachers/Professional Staff:	12
Phone:	414-385-0771	Students in School:	101
School Website:	Not Reported	Instructional Computers:	15
Start - End Dates:	-	Number of Classrooms:	6
Educational Climate:	Average	College Bound Seniors:	Not Reported
Year Round Classes:	N	Students per Classroom:	17
Vocational / Technical:	N	Adult Education Classes:	N



Private Schools

Part 12

ATONEMENT LUTHERAN SCHOOL

4224 W RUBY AVE MILWAUKEE, WI 53209-5850 Milwaukee County

Institution Type:	PRIVATE	Grade Span within School:	Pre-K to 8th
Principal:	MR STEVE SCHAFER	Full-Time Teachers/Professional Staff:	16
Phone:	414-871-1224	Students in School:	225
School Website:	Not Reported	Instructional Computers:	27
Start - End Dates:	-	Number of Classrooms:	9
Educational Climate:	Average	College Bound Seniors:	Not Reported
Year Round Classes:	N	Students per Classroom:	25
Vocational / Technical:	N	Adult Education Classes:	N

AURORA WEIER EDUCATION CENTER

2669 N RICHARDS ST MILWAUKEE, WI 53212-2850 Milwaukee County

Institution Type:	PRIVATE	Grade Span within School:	9th to 12th
Principal:	DR TONY BAEZ	Full-Time Teachers/Professional Staff:	Not Reported
Phone:	414-562-8398	Students in School:	100
School Website:	http://www.milwaukee.k12.wi.us/	Instructional Computers:	46
Start - End Dates:	-	Number of Classrooms:	8
Educational Climate:	Average	College Bound Seniors:	Not Reported
Year Round Classes:	N	Students per Classroom:	13
Vocational / Technical:	N	Adult Education Classes:	N

BADGER STATE BAPTIST SCHOOL

1170 W WINDLAKE AVE MILWAUKEE, WI 53215-2766 Milwaukee County

Institution Type:	PRIVATE	Grade Span within School:	K to 12th
Principal:	MR PASTOR DEAN NOONAN	Full-Time Teachers/Professional Staff:	Not Reported
Phone:	414-643-6843	Students in School:	86
School Website:	Not Reported	Instructional Computers:	10
Start - End Dates:	-	Number of Classrooms:	9
Educational Climate:	Average	College Bound Seniors:	Not Reported
Year Round Classes:	N	Students per Classroom:	10
Vocational / Technical:	N	Adult Education Classes:	N



Private Schools

Part 12

BELIEVERS IN CHRIST CHRN ACADEMY

4065 N 25TH ST MILWAUKEE, WI 53209-6611 Milwaukee County

Institution Type:	PRIVATE	Grade Span within School:	K to 12th
Principal:	MS CANDACE COVINGTON	Full-Time Teachers/Professional Staff:	5
Phone:	414-444-1146	Students in School:	301
School Website:	Not Reported	Instructional Computers:	2
Start - End Dates:	-	Number of Classrooms:	12
Educational Climate:	Average	College Bound Seniors:	Not Reported
Year Round Classes:	N	Students per Classroom:	25
Vocational / Technical:	N	Adult Education Classes:	N

BLESSED SACRAMENT SCHOOL

3126 S 41ST ST MILWAUKEE, WI 53215-4027 Milwaukee County

Institution Type:	CATHOLIC	Grade Span within School:	Pre-K to 8th
Principal:	MS KATHLEEN KANNENBERG	Full-Time Teachers/Professional Staff:	11
Phone:	414-649-4730	Students in School:	101
School Website:	http://www.archmil.org	Instructional Computers:	30
Start - End Dates:	-	Number of Classrooms:	14
Educational Climate:	Average	College Bound Seniors:	Not Reported
Year Round Classes:	N	Students per Classroom:	7
Vocational / Technical:	N	Adult Education Classes:	N

BLESSED SAVIOR SCHOOL - EAST

5140 N 55TH ST MILWAUKEE, WI 53218-4210 Milwaukee County

Institution Type:	CATHOLIC	Grade Span within School:	Pre-K to 8th
Principal:	MS BARBARA O'DONNELL	Full-Time Teachers/Professional Staff:	10
Phone:	414-438-2745	Students in School:	251
School Website:	http://www.archmil.org	Instructional Computers:	46
Start - End Dates:	-	Number of Classrooms:	12
Educational Climate:	Average	College Bound Seniors:	Not Reported
Year Round Classes:	N	Students per Classroom:	21
Vocational / Technical:	N	Adult Education Classes:	N



Private Schools

Part 12

BLESSED SAVIOR SCHOOL - NORTH

5501 N 68TH ST MILWAUKEE, WI 53218-2947 Milwaukee County

Institution Type:	CATHOLIC	Grade Span within School:	Pre-K to 8th
Principal:	MR THOMAS HAGE	Full-Time Teachers/Professional Staff:	22
Phone:	414-466-0470	Students in School:	151
School Website:	http://www.archmil.org	Instructional Computers:	40
Start - End Dates:	-	Number of Classrooms:	12
Educational Climate:	Average	College Bound Seniors:	Not Reported
Year Round Classes:	N	Students per Classroom:	13
Vocational / Technical:	N	Adult Education Classes:	N

BLESSED SAVIOR SCHOOL - SOUTH

4059 N 64TH ST MILWAUKEE, WI 53216-1147 Milwaukee County

Institution Type:	CATHOLIC	Grade Span within School:	Pre-K to 8th
Principal:	MS PATRICIA WILKUM	Full-Time Teachers/Professional Staff:	12
Phone:	414-463-3878	Students in School:	161
School Website:	http://www.archmil.org	Instructional Computers:	44
Start - End Dates:	-	Number of Classrooms:	12
Educational Climate:	Average	College Bound Seniors:	Not Reported
Year Round Classes:	N	Students per Classroom:	13
Vocational / Technical:	N	Adult Education Classes:	N

BLESSED SAVIOR SCHOOL - WEST

8545 W VILLARD AVE MILWAUKEE, WI 53225-3505 Milwaukee County

Institution Type:	CATHOLIC	Grade Span within School:	K to 8th
Principal:	MR ROGER BAEHR	Full-Time Teachers/Professional Staff:	14
Phone:	414-464-5775	Students in School:	151
School Website:	http://www.archmil.org	Instructional Computers:	35
Start - End Dates:	-	Number of Classrooms:	12
Educational Climate:	Average	College Bound Seniors:	Not Reported
Year Round Classes:	N	Students per Classroom:	13
Vocational / Technical:	N	Adult Education Classes:	N